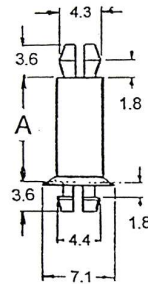


## PCB Posts - Double End Types

Ideal for small printed circuit boards or mounting on motherboards • Patented design for extra stability

### Locking Clip End and Tension Grip End

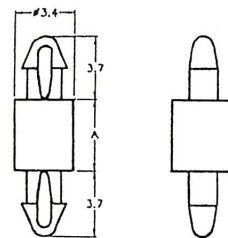
Part Number	Spacing A 1.5mm PCB	PMS Mounting Holes 4.0mm Dia. Both ends
05-PMS03	3.2	<b>Material: Nylon 6/6</b>
05-PMS04	4	
05-PMS06	6.3	
05-PMS08	8.0	
05-PMS10	9.5	
05-PMS11	11.1	
05-PMS12	12	
05-PMS13	12.7	
05-PMS16	15.9	
05-PMS19	19.1	
05-PMS25	25.4	
05-PMS45	45.7	




**PMS**



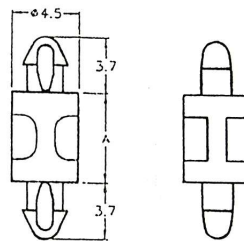
Spacing A 1.5mm PCB	Part Number 2.0mm Dia Mounting Holes Both Ends	Part Number 2.5mm Dia. Mounting Holes Both Ends
3.0	05-PMD03	05-PMG03
4.0	05-PMD04	05-PMG04
5.0	05-PMD05	05-PMG05
6.3	05-PMD06	05-PMG06
6.5	05-PMD6.5	-
8.0	05-PMD08	05-PMG08
10.5	05-PMD10	05-PMG10
10.00	-	05-PMG10A
12.7	-	05-PMG13
14	05-PMD14	-
22	05-PMD022	-



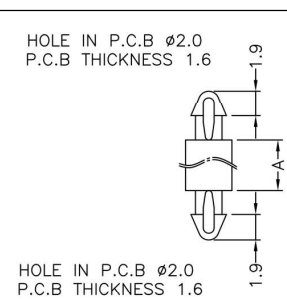
**PMD** Clip both ends



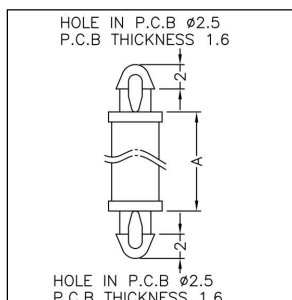
Spacing A 1.5mm PCB	Part Number 3.2mm Dia Mounting Holes Both Ends	Part Number 4.0mm Dia. Mounting Holes Both Ends
3.2	05-PMM03	05-PMP03
6.3	05-PMM06	05-PMP06
8.0	05-PMM08	05-PMP08
9.5	05-PMM10	05-PMP10
11.1	05-PMM11	05-PMP11
12.7	05-PMM13	05-PMP13
15.9	05-PMM16	05-PMP16
19.1	05-PMM19	05-PMP19
22.2	-	05-PMP22
25.4	05-PMM25	05-PMP25



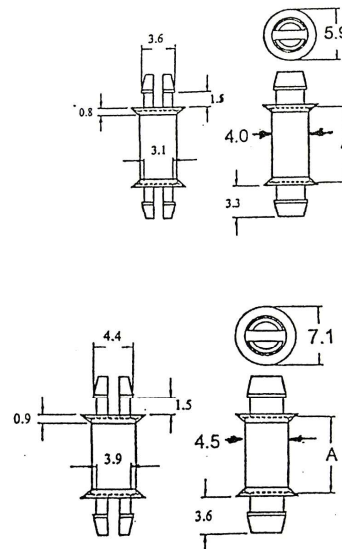
**PMG**



Please note this picture relates to 05-PMD14 only



Please note this picture relates to 05-PMG13 only



**PMM**



**PMP**

